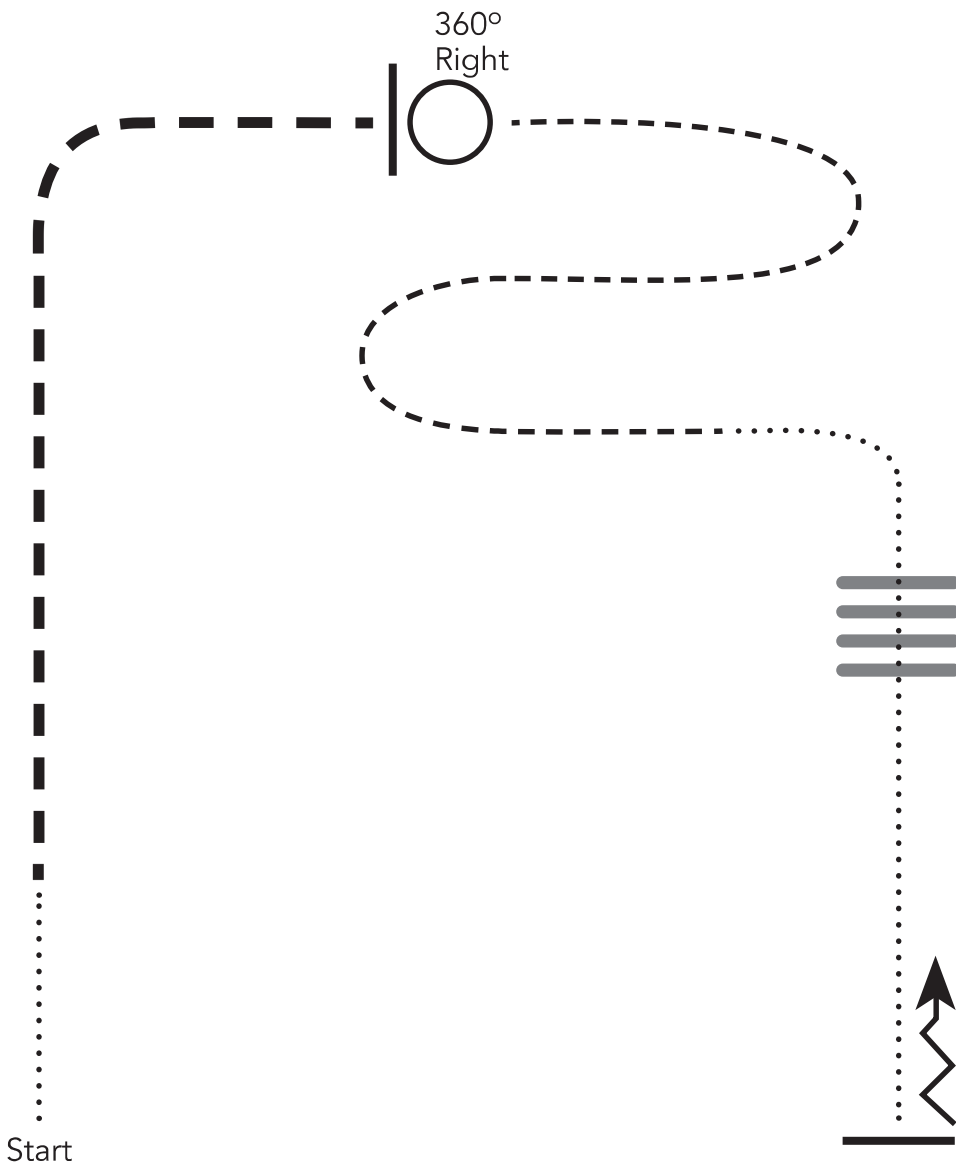


# RANCH RIDING WALK/TROT PATTERN







## PATTERN 3

To be used for Walk/Trot 10 & Under and 11 & Over

The drawn description of this pattern is only intended for the general depiction of the pattern.  
Exhibitors should utilize the arena to best exhibit their horses.



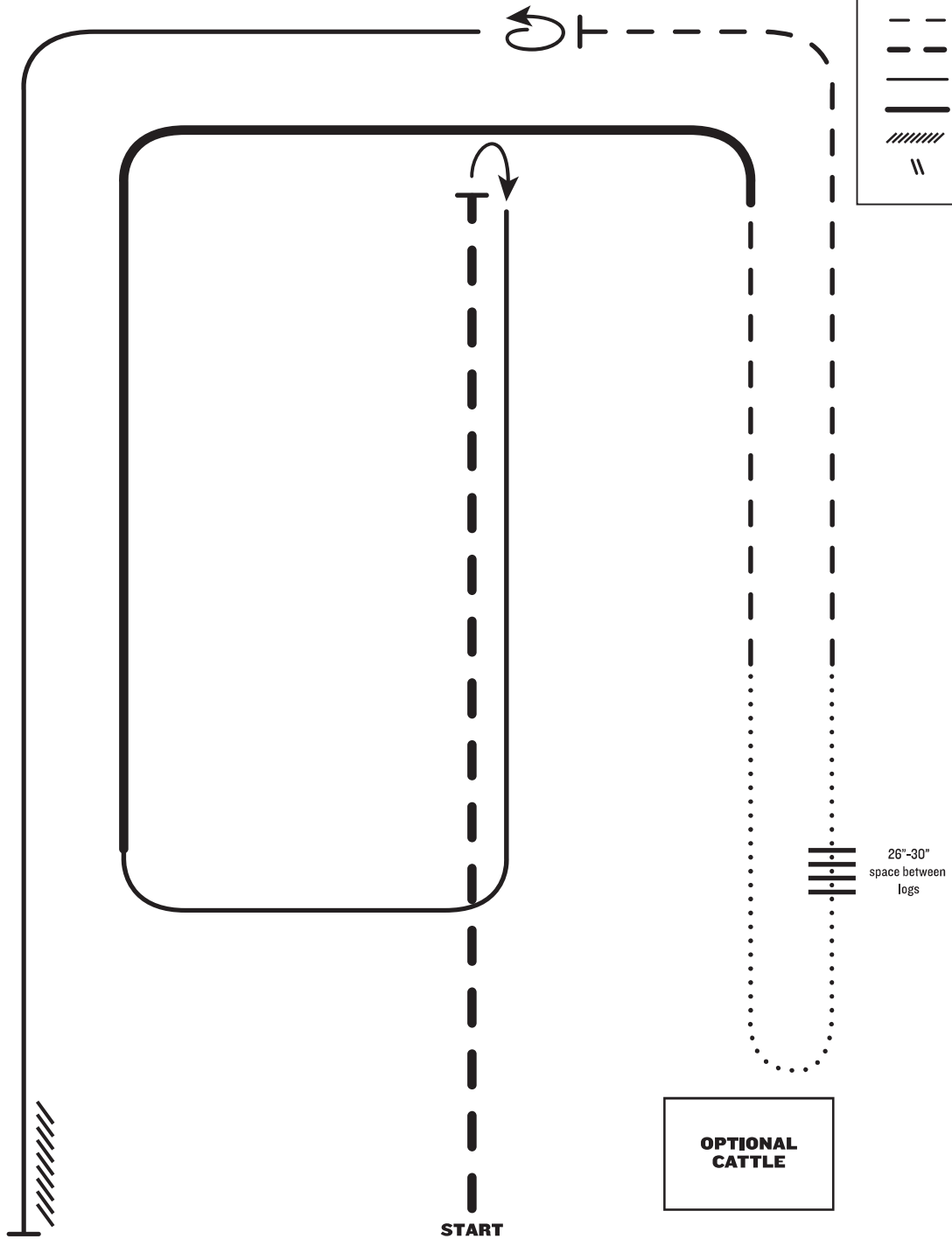
1. Walk.
2. Extended trot.
3. Stop. Turn 360-degrees right.
4. Trot serpentine.
5. Walk.
6. Walk over poles.
7. Stop, and back.

	Stop / Halt
	Extended Trot
	Trot
	Walk
	Back
	Log

# RANCH RIDING - PATTERN 15

## LEGEND

- ..... Walk
- ... Extended Walk
- - - Trot
- - - Extended Trot
- Lope
- Extended Lope
- //// Back
- \\ Lead Change



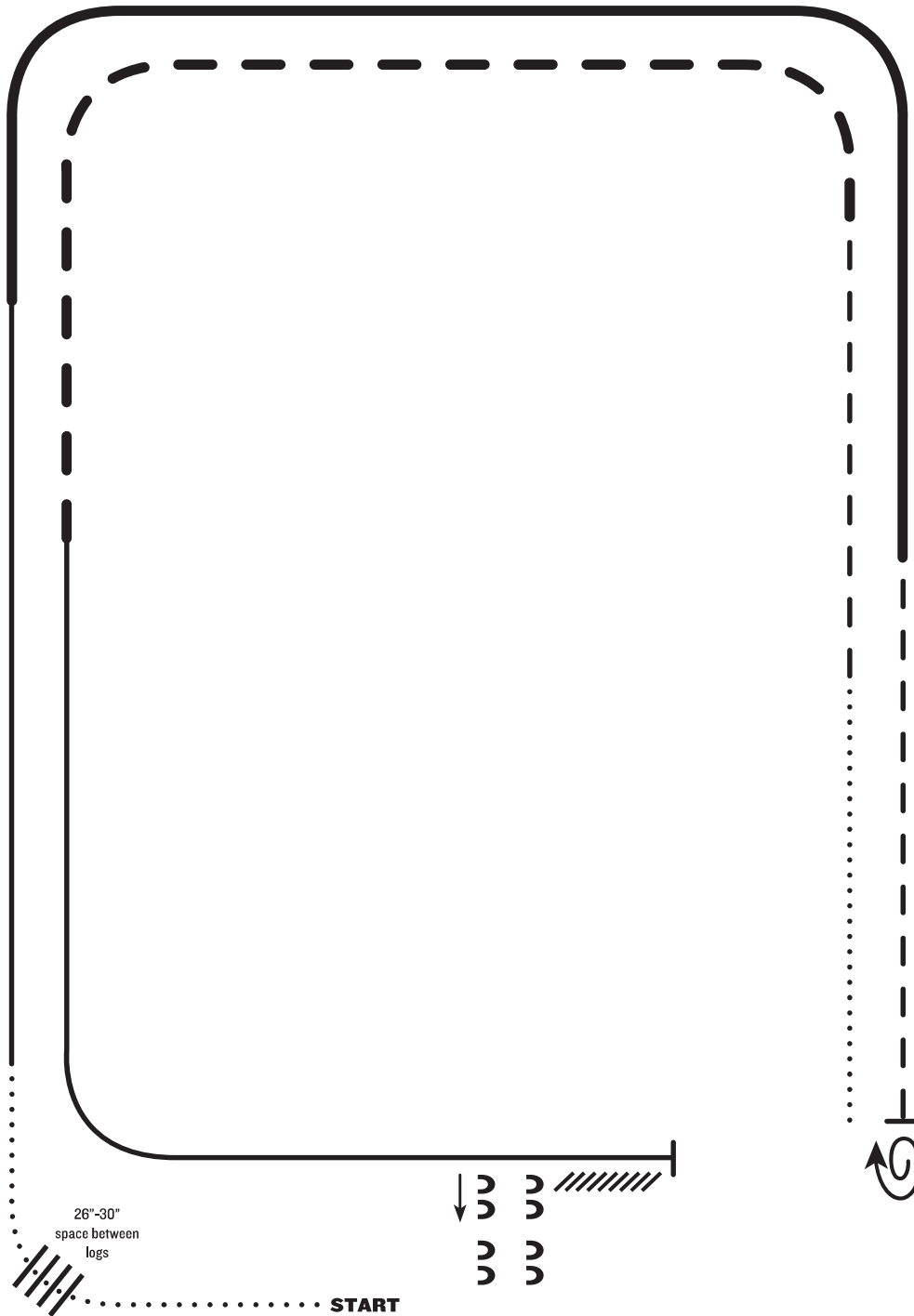
1. Extended trot
2. Stop, rollback right
3. Lope right lead
4. Extended lope right lead
5. Trot
6. Walk
7. Walk over logs
8. Walk
9. Trot
10. Stop, 360° turn left
11. Lope left lead
12. Stop and back

Note: The drawn description of this pattern is only intended for the general depiction of the pattern. Exhibitors should utilize the arena space to best exhibit their horses.

# RANCH RIDING - PATTERN 6

## LEGEND

.....	Walk
...	Extended Walk
- - -	Trot
- - -	Extended Trot
— — —	Lope
— — —	Extended Lope
//////	Back
\\	Lead Change



1. Walk
2. Walk over logs
3. Lope right lead
4. Extended lope right lead
5. Trot
6. Stop, 1 1/2 turn right
7. Walk
8. Trot
9. Extended trot
10. Lope left lead
11. Stop and back
12. Side pass right

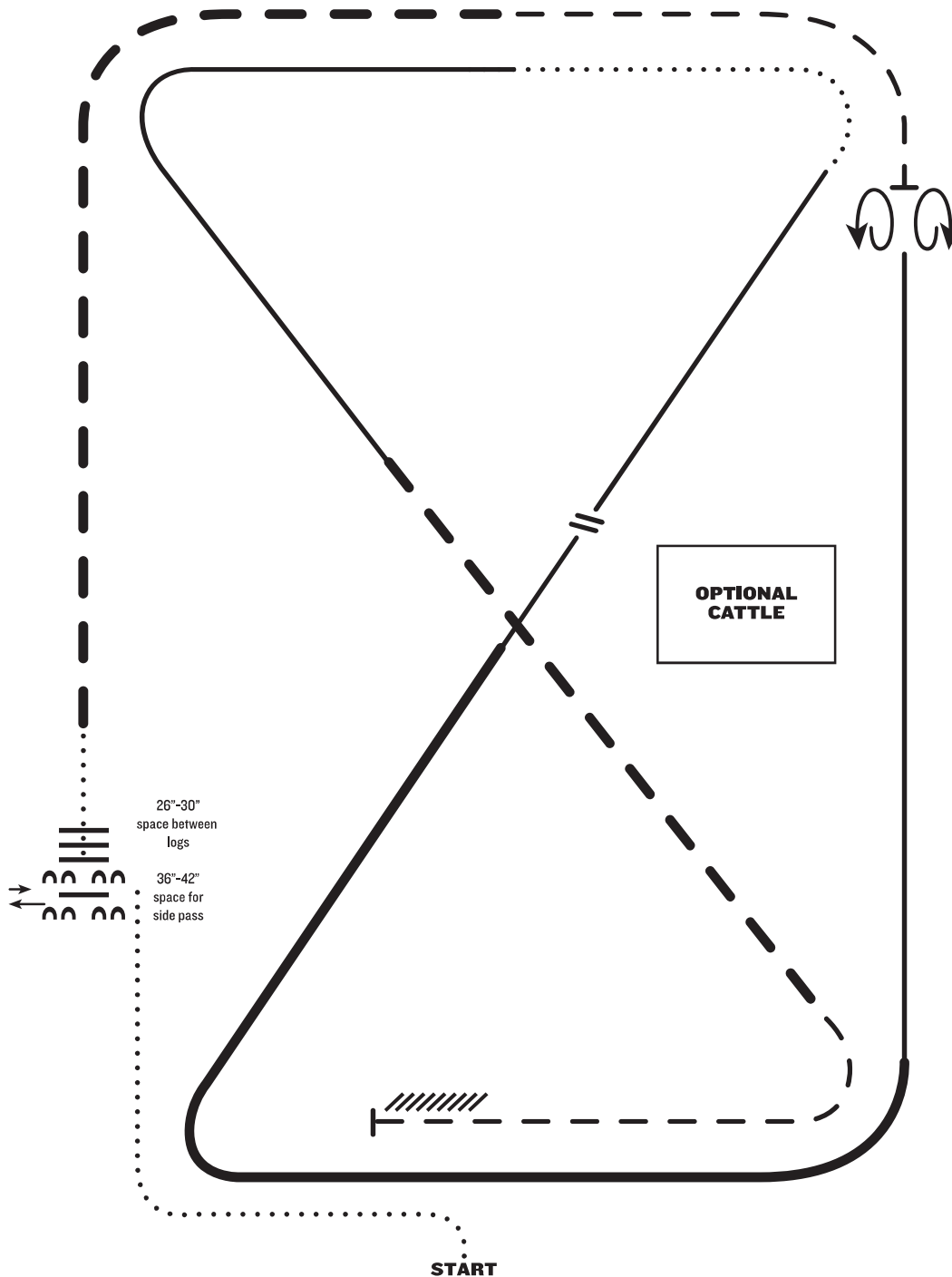
Note: The drawn description of this pattern is only intended for the general depiction of the pattern. Exhibitors should utilize the arena space to best exhibit their horses.



# RANCH RIDING - PATTERN 8

## LEGEND

.....	Walk
.....	Extended Walk
- - -	Trot
- - -	Extended Trot
—	Lope
—	Extended Lope
////	Back
\\	Lead Change



1. Walk
2. Side pass left across first log, side pass 1/2 way to right
3. Walk over logs
4. Extended trot
5. Trot
6. Stop, 360° turn each direction (either direction 1st) (L-R or R-L)
7. Lope right lead
8. Extended lope right lead
9. Collect lope, change leads (simple or flying), continue lope left lead
10. Walk
11. Lope left lead
12. Extended trot
13. Trot
14. Stop and back

Note: The drawn description of this pattern is only intended for the general depiction of the pattern. Exhibitors should utilize the arena space to best exhibit their horses.